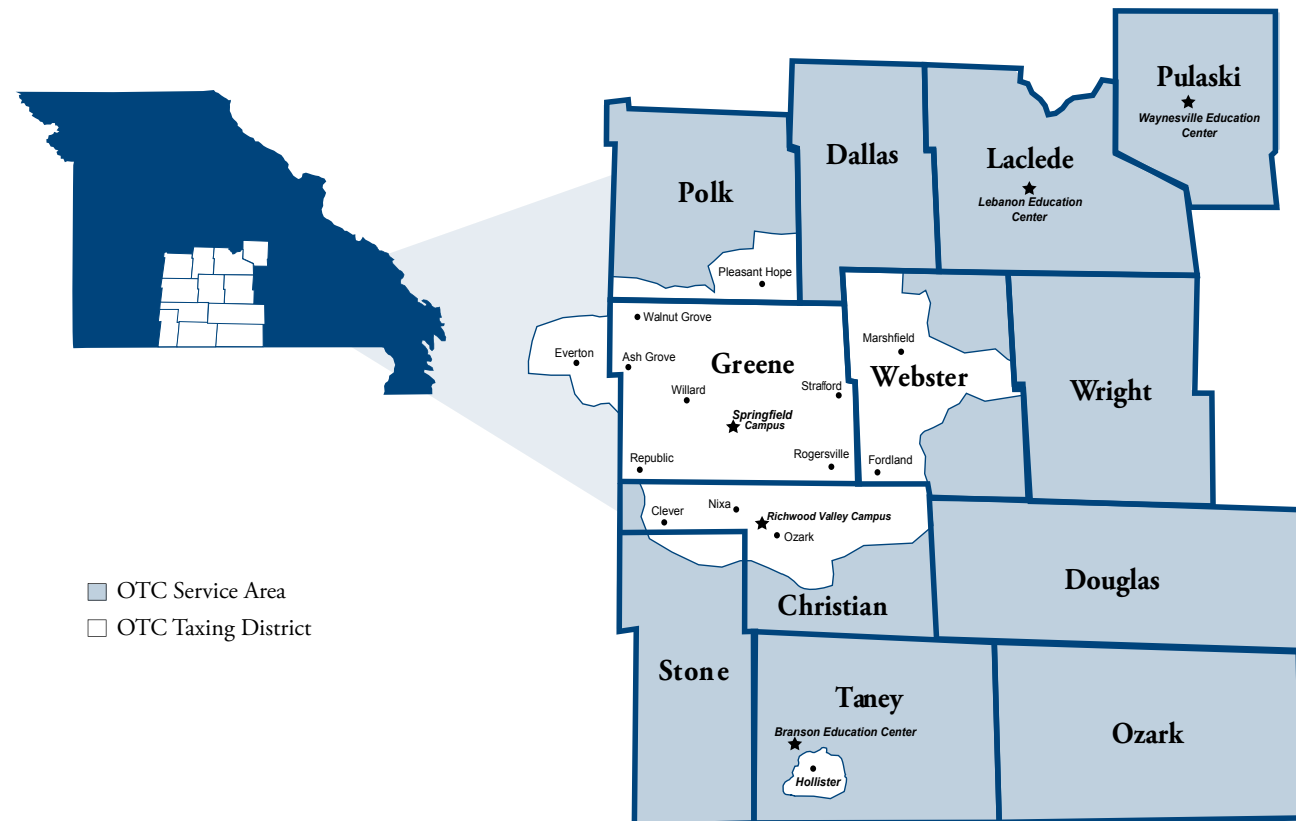
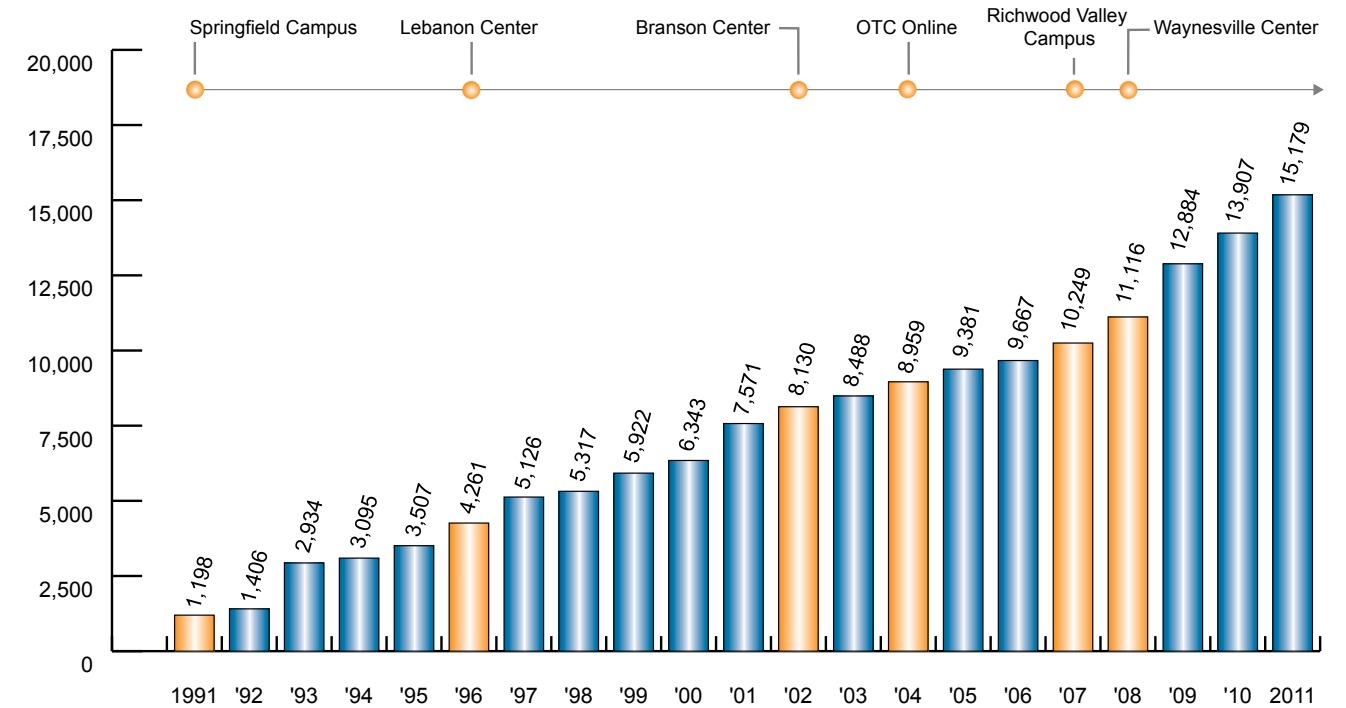


College Service Area



Enrollment

(Fall Semester)



Tuition & Fees per Credit Hour

(Fall 2011)

- \$86** In-District
- \$121.50** Out-of-District
- \$159** Out-of-State
- \$12** Student Fee
- \$5** Technology Fee

2011 Snap Shot

(Fall 2011)

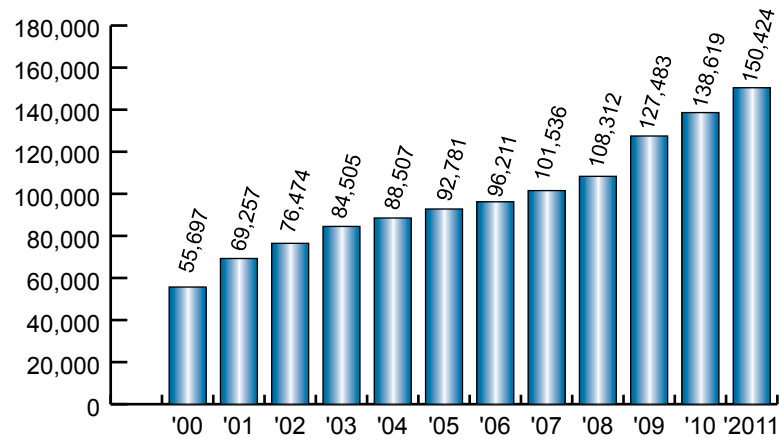
- 15,179** Credit Students
- 150,424** Credit Hours
- 2,220** A+ Students
- 4,785** Online Students Enrolled in at Least One Online Class
- 2,079** First-Generation College Students
- 2,014** Students Enrolled in the GED Program (Summer 2010 - Spring 2011)
- 4,143** Students Enrolled in at Least One Developmental Course
- 67%** Qualify for Financial Aid
- 7,447** Full-Time Enrollment
- 7,732** Part-Time Enrollment
- 8,815** Female Students
- 6,364** Male Students
- 24** Average Age of Full-Time Students
- 27** Average Age of Part-Time Students
- 25** Average Age of All Students

The College also served an additional 10,000 non-credit students in the fall 2010/spring 2011.

Source: Office of Research and Strategic Planning; Fall 2011 Census Reports

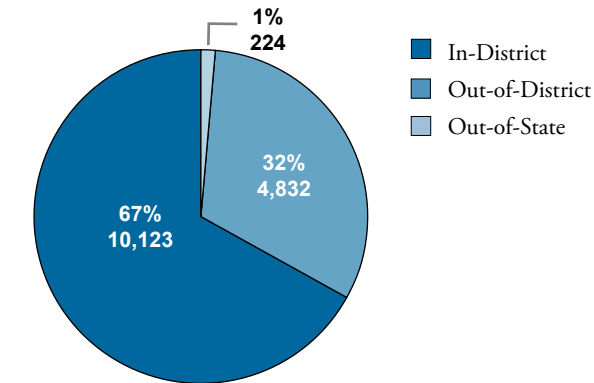
Credit Hours

(Fall Semester)



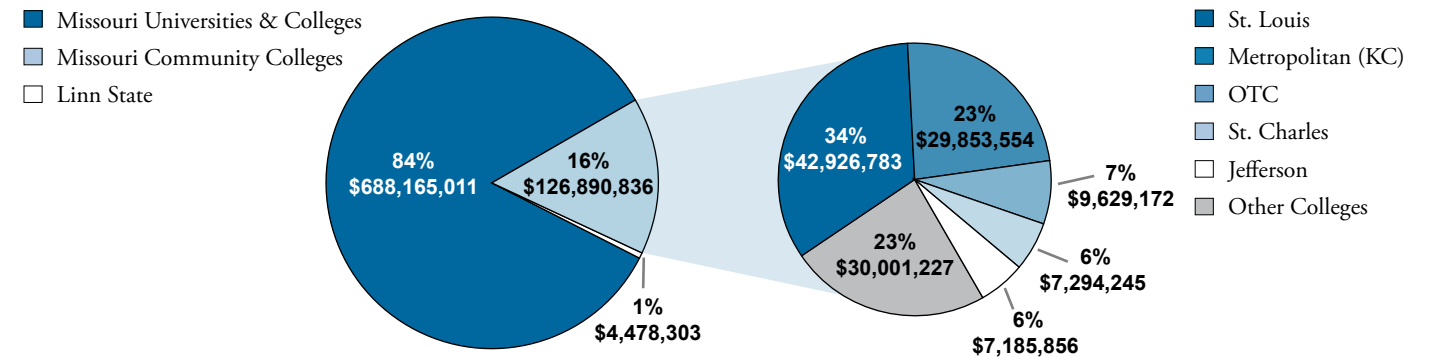
Enrollment Residency

(Fall 2011)



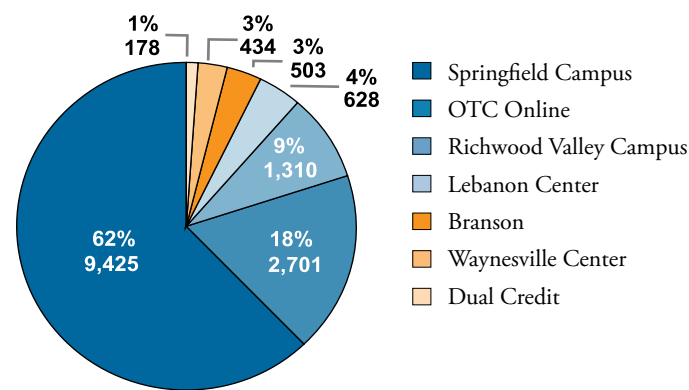
Comparison of Higher Education Appropriations

(Fall 2011)



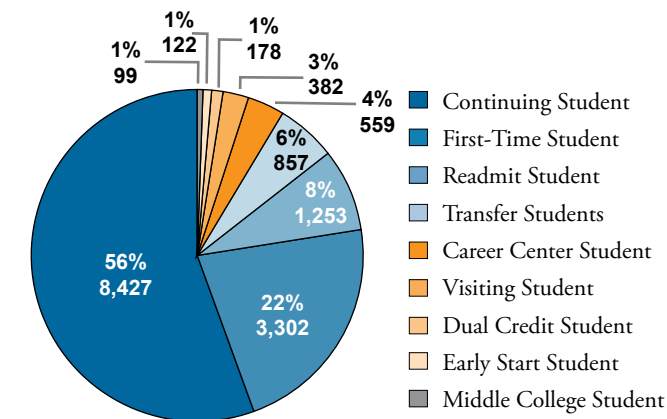
Enrollment by Education Site

(Fall 2011)



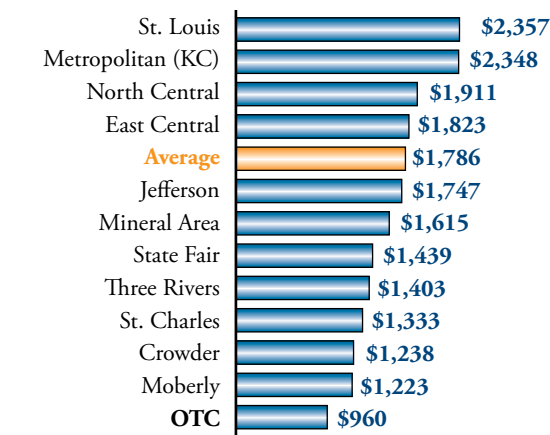
Enrollment by Type

(Fall 2011)



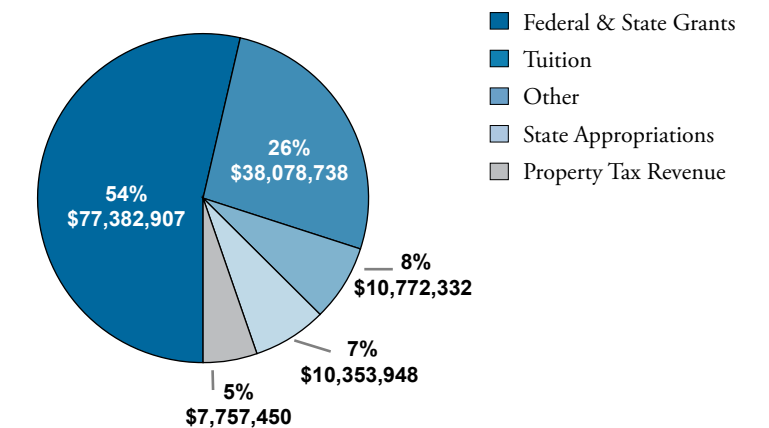
State Appropriations per FTE

(Fall 2011)



OTC Revenue Sources

(Fiscal Year 2012)



Enrollment by Program of Study

(Fall 2011)

5,806	Associate of Art
2,531	Technical Education
2,363	Pre-Allied Health
1,617	Non-Degree Seeking
1,104	Associate of Art in Teaching
698	Business & Marketing/Accounting
658	Allied Health
402	Associate of Applied Science

Top 10 A.A.S. Programs

(Fall 2011)

456	Business	212	Accounting
301	Culinary	195	Networking
264	Early Childhood	176	Graphic Design
250	Computer Information	170	Automotive
237	Health Information Tech	126	Electronic Media

Workforce Development Enrollment

(July 2010 - June 2011)

1,398	Healthcare
1,231	Computer Training
1,091	Leadership & Supervisory Training
1,003	Manufacturing
488	Communications
433	Lean, Green & Quality Training
111	Transportation, Construction & Backflow

Student Support Programs Usage

(Fall 2010 - Summer 2011 unique students)

4,306	Speckman Tutoring & Learning Center
1,568	Carol Jones Writing Center
974	Disability Support Services
627	Speech Center
369	Read Right® Program