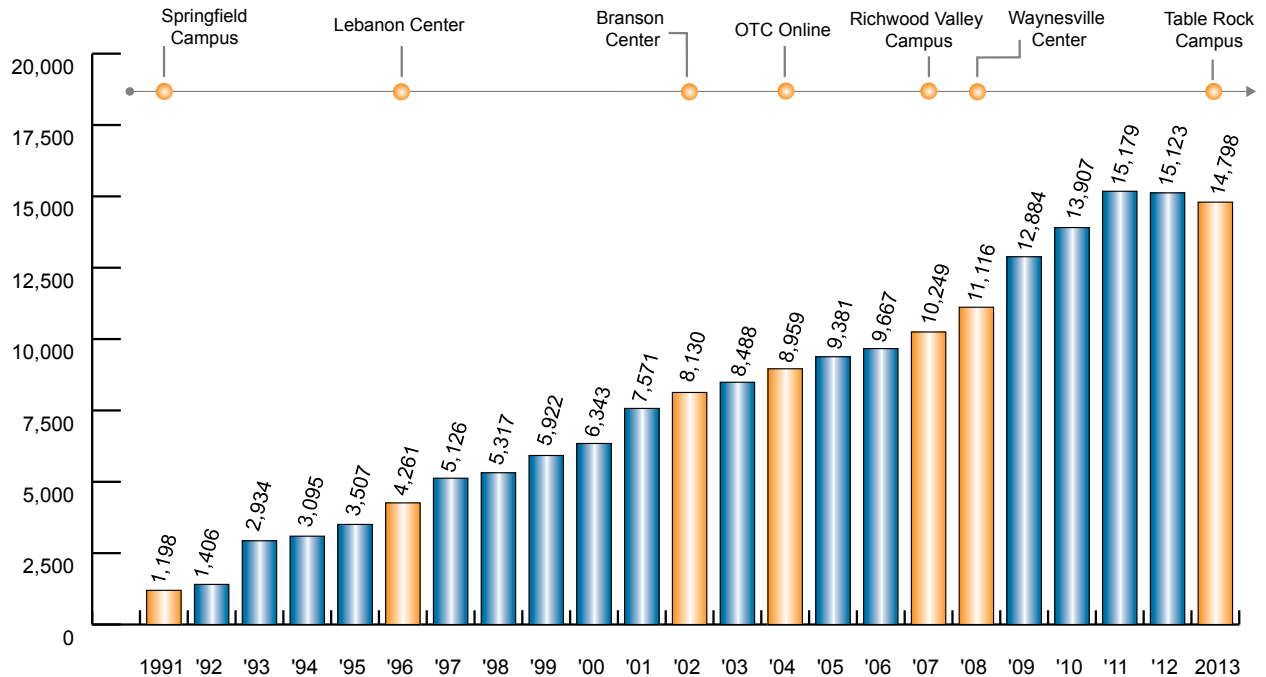


Fall 2013 Fact Sheet

Enrollment

(Fall Semester)



Source: IPEDS

2013 Snap Shot

(Fall Enrollment)

14,798 Credit Students

146,170 Credit Hours

1,740 A+ Students

4,670 Online Students Enrolled in At Least One Online Class

1,299 First-Generation College Students

1,578 Students Enrolled in the GED Program (Summer 2010 - Spring 2011)

3,381 Students Enrolled in At Least One Developmental Course

70% Qualify for Financial Aid

7,049 Full-time Enrollment

7,749 Part-time Enrollment

8,536 Female Students

6,262 Male Students

24 Average Age of Full-time Students

27 Average Age of Part-time Students

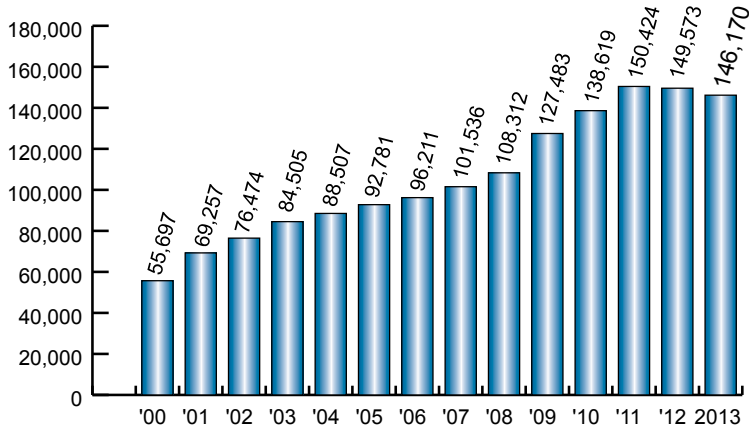
25 Average Age of All Students

955 Number of Veterans

Source: Office of Research and Strategic Planning

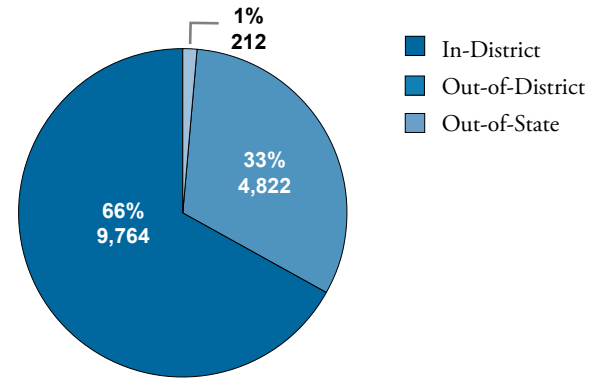
Credit Hours

(Fall Semester)



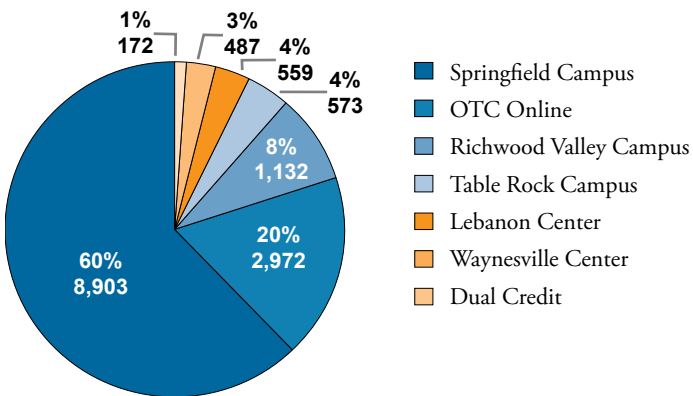
Enrollment Residency

(Fall 2013)



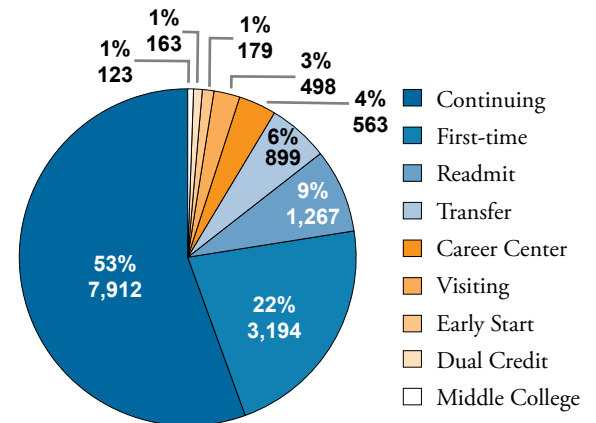
Enrollment by Education Site

(Fall 2013)



Enrollment by Student Type

(Fall 2013)



Enrollment by Program of Study

(Fall 2013)

5,518	Associate of Art
2,632	Technical Education
2,077	Biological Clinical Sciences
1,711	Non-Degree Seeking
1,012	Associate of Art in Teaching
720	Allied Health
667	Business & Marketing/Accounting
461	Associate of Science

Top 10 Associate of Applied Science Programs

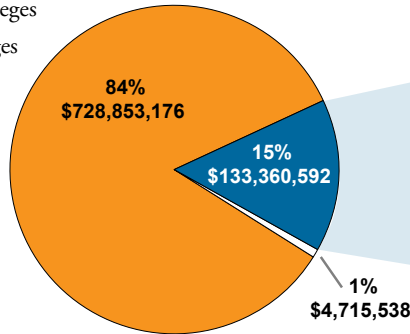
(Fall 2013 Enrollment)

448	Business	188	Networking
291	Culinary	179	Automotive
290	Computer Information	174	Accounting
234	Early Childhood	155	Graphic Design
221	Health Information Tech	132	Electronic Media

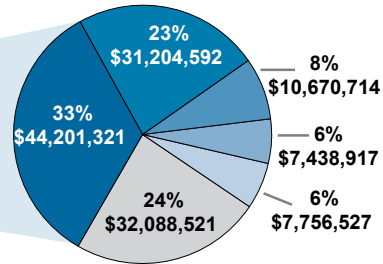
Comparison of Higher Education Appropriations

(Fall 2013)

- Missouri Universities & Colleges
- Missouri Community Colleges
- Linn State

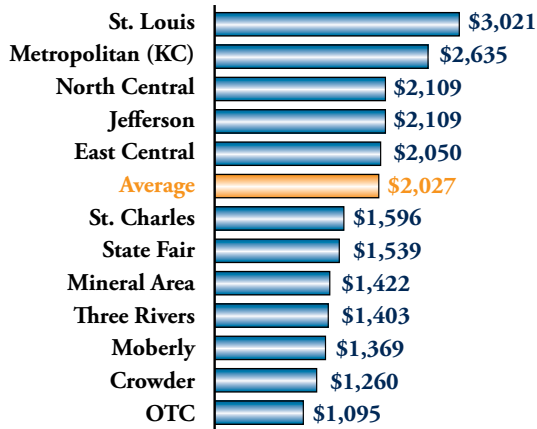


- St. Louis
- Metropolitan (KC)
- OTC
- St. Charles
- Jefferson
- Other Colleges



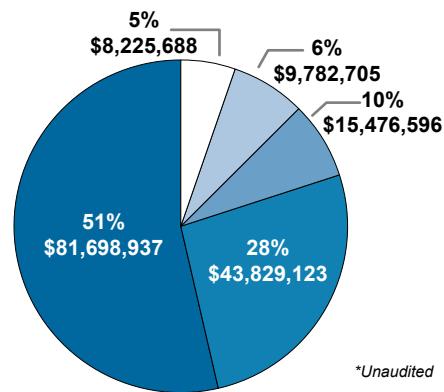
State Appropriations per FTE

(Fall 2013)



OTC Revenue Sources

(Fiscal Year)



- Federal & State Grants
- Tuition
- Other
- State Appropriations
- Property Tax Revenue

Workforce Development Enrollment

(July 2012 - June 2013)

- 1,835 Leadership & Supervisory Training
- 1,645 Healthcare
- 1,623 Lean, Green & Quality Training
- 1,148 Manufacturing
- 1,052 Computer Training
- 346 Transportation (Motorcycle Safety)
- 289 Trade and Tech Classes

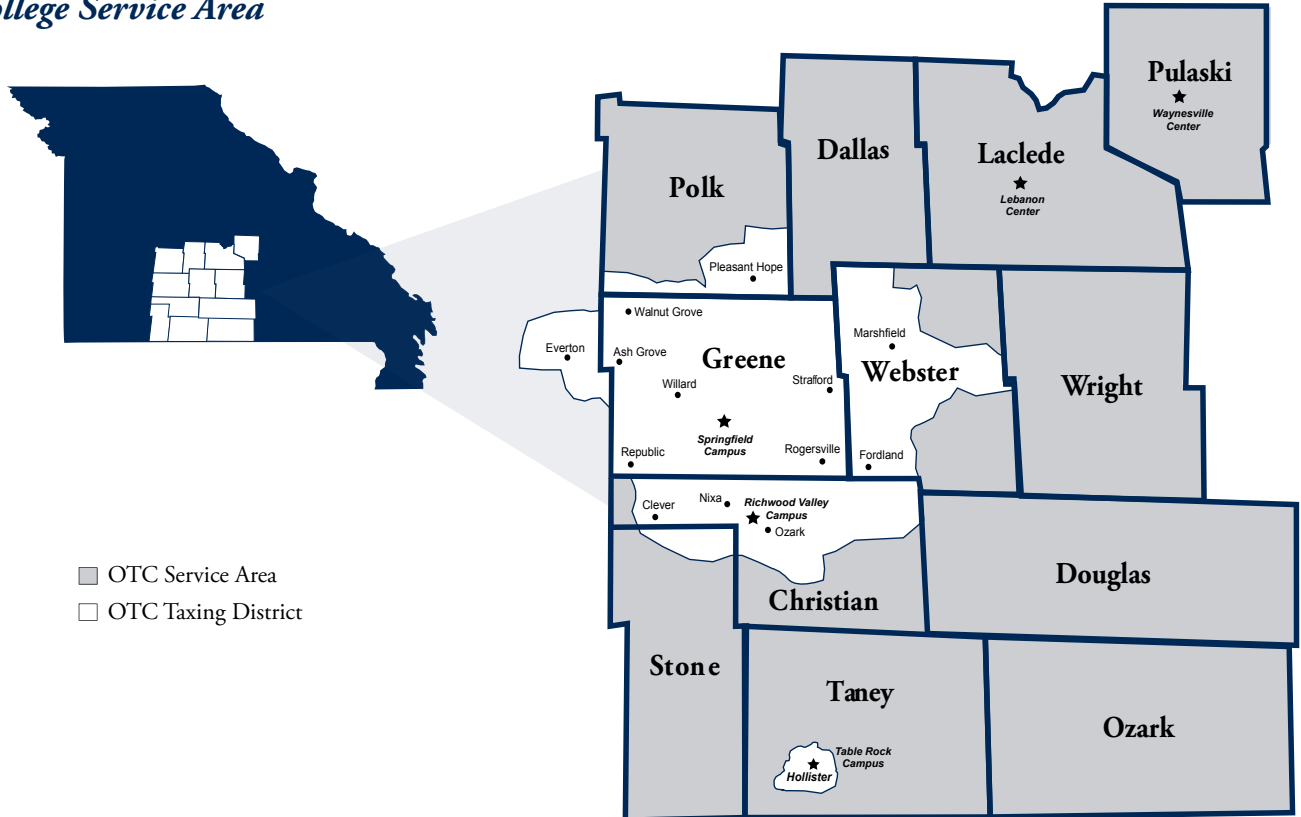
Student Support Programs Usage

(Fall 2012 - Summer 2013 unique students)

- 4,785 Speckman Tutoring & Learning Center
- 1,992 Carol Jones Writing Center
- 1,141 Disability Support Services
- 940 Speech Communication Center
- 243 Read Right® Program

Source: Office of Research and Strategic Planning

College Service Area



Tuition & Fees per Credit Hour

(Fall 2013)

- \$92 In-District
- \$130 Out-of-District
- \$171 Out-of-State
- \$13 Student Fee
- \$6 Technology Fee