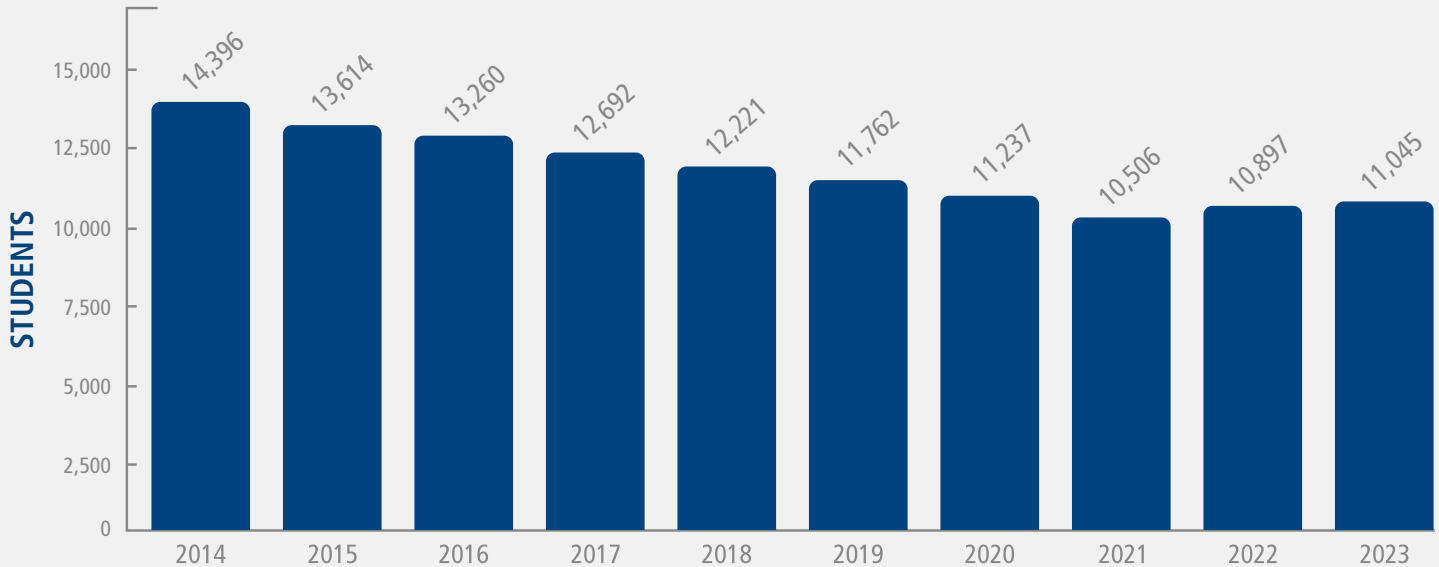


FALL 2023 FACT SHEET

OZARKS TECHNICAL
COMMUNITY COLLEGE

ENROLLMENT

(Fall Semester)



2023 SNAP SHOT

(Fall Enrollment)

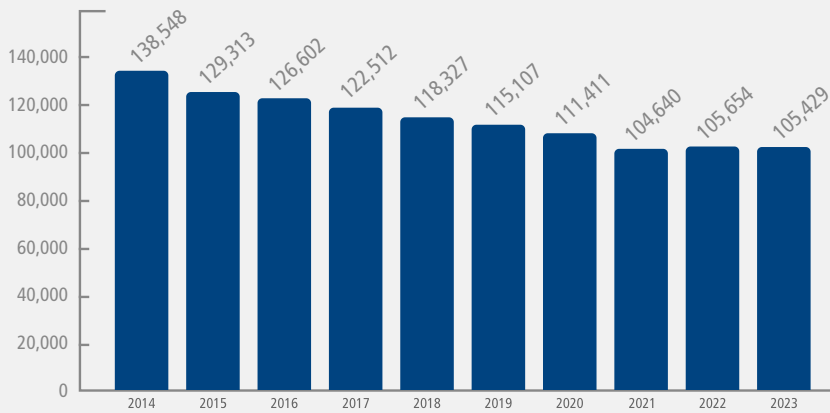
11,045 Credit Students	4,804 Full-Time Students
105,429 Credit Hours	6,241 Part-Time Students
2,454 A+ Students	6,366 Female Students
5,398 Enrolled in at Least One Online Class	4,679 Male Students
6,537 First Generation Students	19 Average Age of Full-Time Students
766 AEL Student Enrollment*	20 Average Age of Part-Time Students
140 Students Enrolled in at Least One Developmental Course	19 Average Age of All Students
6,873 Receive Financial Aid	716 Student Veterans

*Summer 2022-Spring 2023

FALL 2023 FACT SHEET

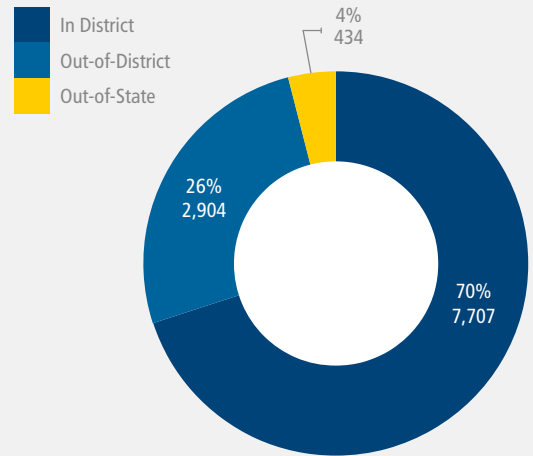
CREDIT HOURS

(Fall Semester)



ENROLLMENT

By Residency



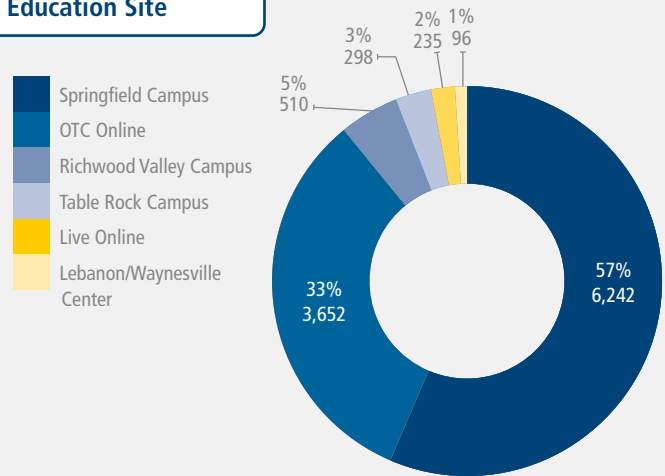
ENROLLMENT

By Program of Study

2,849	Non-Degree Seeking
2,736	Associate of Arts
1,928	Technical Education
1,405	Biological Clinical Science
493	Health Sciences
448	Associate of Arts in Teacher Education
418	Business Marketing Accounting
391	Associate of Science
347	Associate of Arts in Business
30	Other Degrees

ENROLLMENT

By Education Site



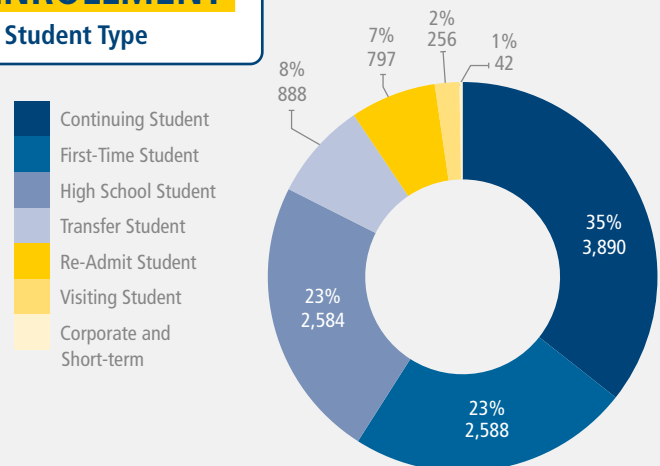
TOP 10 PROGRAMS

Associate of Applied Sciences

179	Business
175	Auto Collision Repair Technology
127	Graphic Design Technology
125	Computer Information Science
103	Health Information Technology
97	Culinary Arts
94	Electrical Distribution Systems
93	Cybersecurity
85	Early Childhood Development
85	Electrical Technician

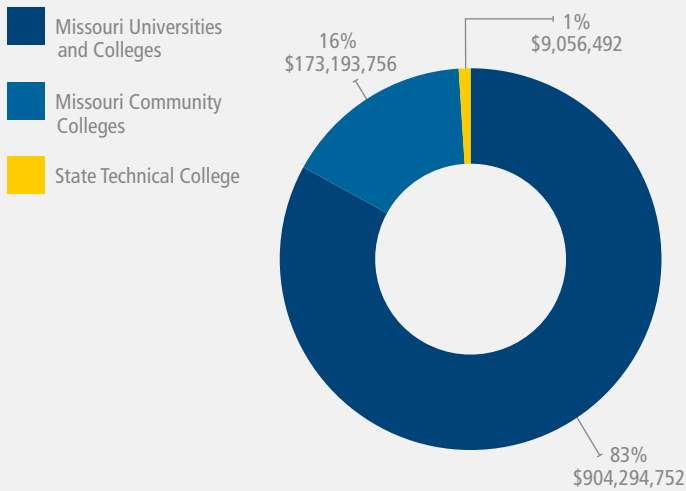
ENROLLMENT

By Student Type



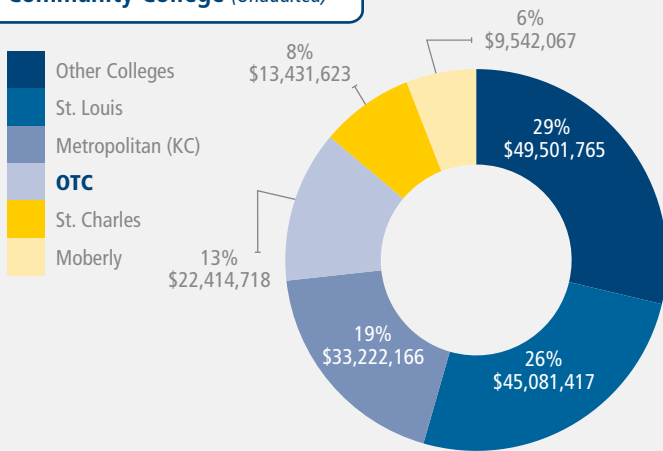
APPROPRIATIONS

Higher Education



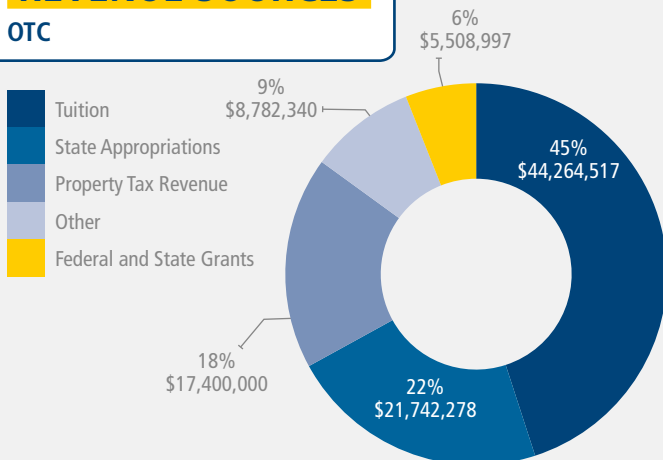
APPROPRIATIONS

Community College (Unaudited)



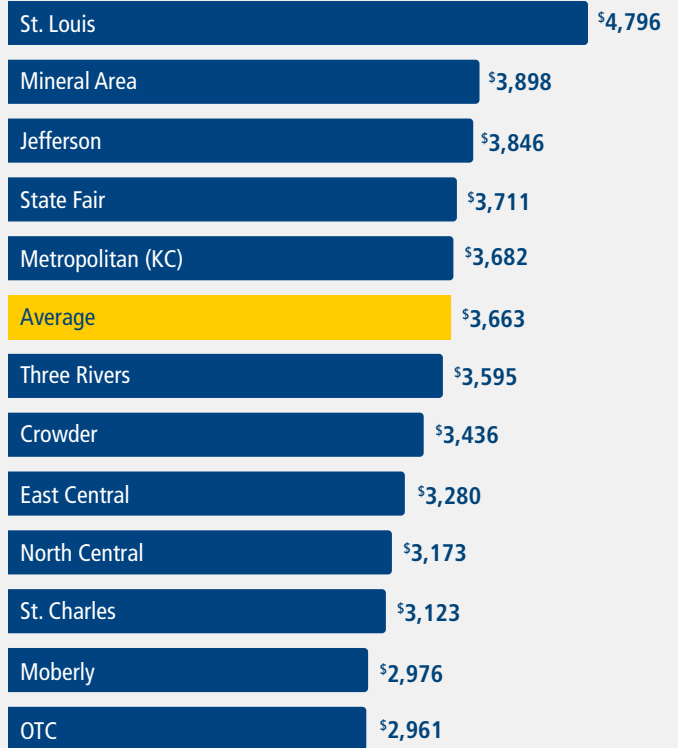
REVENUE SOURCES

OTC



APPROPRIATIONS

State (Per IPEDS Full-Time Equivalent)



ENROLLMENT

Workforce Development

691	Healthcare
647	Safety/Technical
299	Business
240	Transportation
167	Computer Information
98	Education/Language

SUPPORT PROGRAMS

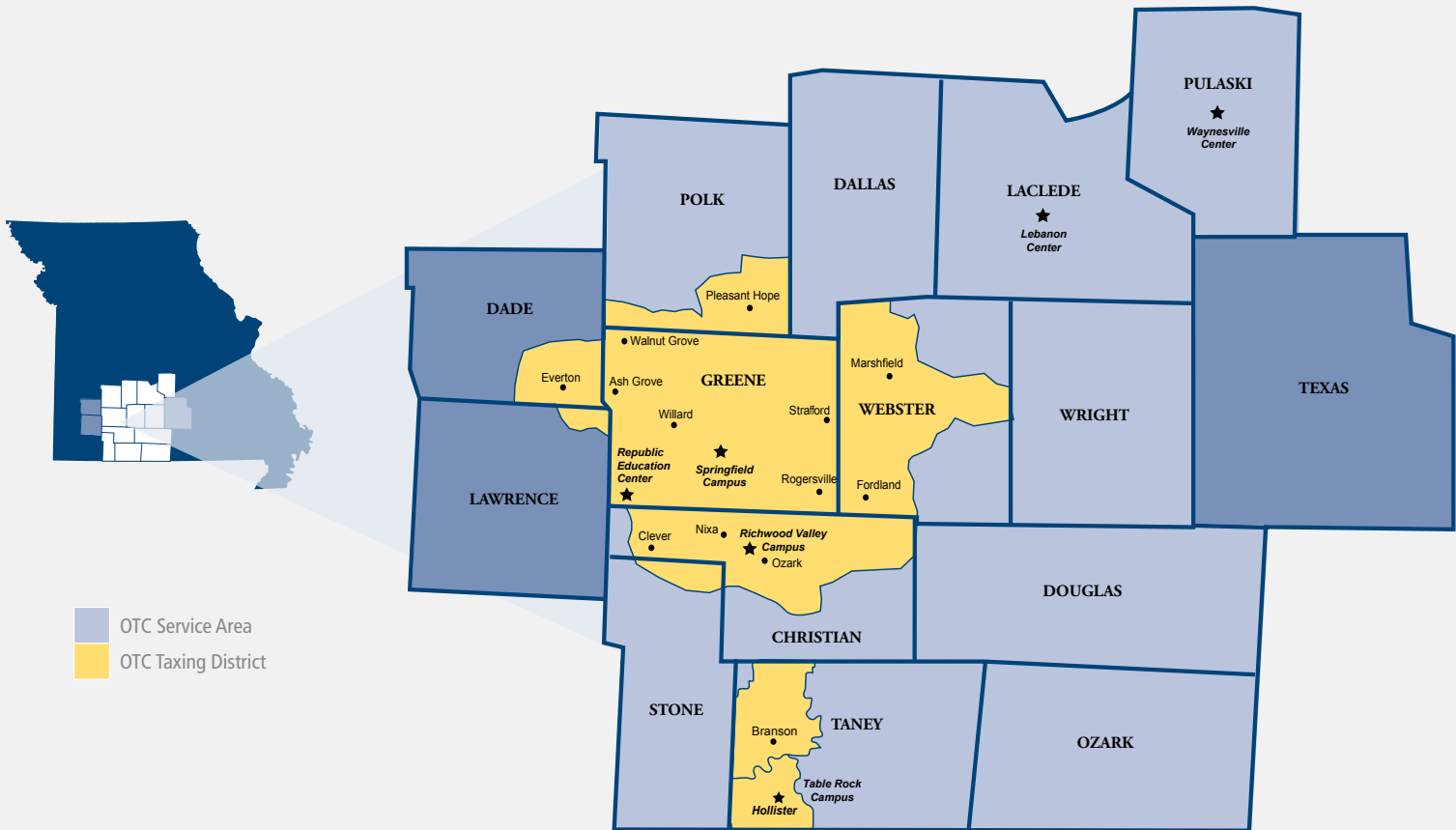
Used by Students

1,816	Tutoring and Learning
1,125	Speech Center
971	Writing Center
346	Disability Support Services

FALL 2023 FACT SHEET

OZARKS TECHNICAL COMMUNITY COLLEGE

OTC SERVICE AREA



OTC TUITION AND FEES

Per Credit Hour (Fall 2023)

\$240	Out-of-State Tuition
\$188	Out-of-District Tuition
\$128	In-District Tuition
\$19	Technology Fee
\$16	Student Fee
\$3	Security Fee

Source: OTC Office of Research